

FELLOWSHIP IN IVF TRAINING PROGRAMME

International Accreditation by :

- World Association of Laparoscopic Surgeons
- International College of Robotic Surgeons
- International Accreditation Organization



World Association of
Laparoscopic Surgeons



International College of
Robotic Surgeons



International Accreditation
Organization

CYBER CITY, DLF PHASE-II, GURGAON, INDIA

Phone: +91(0)1242351555 Mobile: +91(0)9811416838, 9999677788

E-mail: contact@laparoscopyhospital.com | www.laparoscopyhospital.com

Thanks for your interest in laparoscopic training at **WORLD LAPAROSCOPY HOSPITAL (WLH)**, Gurgaon, NCR Delhi. WLH has revolutionized the way of treatment, training and research of Minimal Access Surgery. Laparoscopic “Hands On” courses are primarily intended for surgeons and gynaecologists who wish to acquire in depth basic practical knowledge and advanced structured training of laparoscopic and robotic surgery. There is ample opportunity to learn laparoscopic surgeries first in animal lab, followed by exposure in operation theatre on live cases. This course is scientifically designed according to international protocol of laparoscopic education proven to learn Minimal Access Surgery. At the end of program, surgeons and gynaecologists should be competent to carry out laparoscopic surgeries themselves on their patients. At WLH more than 8,000 surgeons and gynaecologists have been trained from every corner of the world.



*Honourable Mr. George Fernandes, then Defence Minister of India (2001 - 2004)
Chief Guest of certificate ceremony*

Laparoscopic training offered by **WORLD LAPAROSCOPY HOSPITAL** has an International recognition by World Association of Laparoscopic Surgeons (WALS®). Laparoscopic courses at World Laparoscopy Hospital meet the guidelines established in the SAGES Framework for Post-Residency Surgical Education and Training. *The University Combined Fellowship and Diploma in Minimal Access Surgery (F.MAS + D.MAS)* and *Fellowship in Minimal Access Surgery (F.MAS)* course designed and offered by World Laparoscopy Hospital is endorsed by the Society of American Gastrointestinal Endoscopic Surgeons (SAGES).

COURSE DIRECTOR :



Dr. R.K. Mishra. MBBS, MS, MRCS, Dip. LAP, FICRS, FIMSA

- Chairman, World Laparoscopy Hospital, Gurgaon, India
- Professor, Head of Minimal Access Surgery, TGO University, India
- First University Qualified Master Minimal Access Surgeon of India (M.MAS)
- Editor in Chief, World Journal of Laparoscopic Surgery (WJOLS)
- General Secretary, World Association of Laparoscopic Surgeon (WALS)
- General Secretary, International College of Robotic Surgeons (ICRS)
- Member, European Association for Endoscopic Surgery (EAES)
- Member, European Association for Transluminal Surgery (EATS)
- Member, Society of American Gastrointestinal and Endoscopic Surgeons (SAGES)
- Member, Society of Laparoendoscopic Surgeons (SLS)
- Member, Society of Robotic Surgery (SRS)
- Member, Clinical Robotic Surgery Association (CRSA)
- Fellow of International Medical Sciences Academy (IMSA)
- Member, Indian Association of Gastrointestinal Endosurgeons (IAGES)
- Member, Association of Surgeons of India (ASI)
- Member, Indian Medical Association (IMA)

Dr. R. K. Mishra is one of the most experienced professor of laparoscopic and robotic surgery who has trained more than 8,000 surgeon and gynecologist from more than 108 countries in last 17 years. He has vast experience of teaching laparoscopic and da Vinci robotic surgery. He is Professor of Minimal Access Surgery in TGO University and his endeavor of starting unique university program was started in Ninewells Hospital and Medical School, U. K. with Professor Sir Alfred Cuschieri. Dr. Mishra has taken his Diploma in Laparoscopic Surgery from University of Strasbourg, France and Master degree in Minimal Access Surgery (M.MAS) from University of Dundee, United Kingdom. During his work in United Kingdom Dr. Mishra has discovered the optimum shadow casting illumination technique to improve the task performance of laparoscopic surgery and his research is now used by eleven laparoscopic instrument companies to make ideal shadow casting telescope. This original research of shadow in laparoscopy was published in Archive of Surgery.

Prof. R.K. Mishra is among few fortunate who has been conferred degree of Master in Minimal Access Surgery by Sir James Whyte Black (Nobel Prize Winner in Medicine, 1988) and the most prestigious Chancellor in the history of University of Dundee, United Kingdom. After mastering Laparoscopic Surgery, Dr. Mishra has further refined his robotic surgery training at Harvard Medical School, Boston, USA. After returning to India from U.K. in 2001 he worked at Indraprastha Apollo Hospital. New Delhi. He also felt commercialization of half cooked laparoscopic training of just 2 to 4 days, credentialing at an exorbitant cost. These training program were in the hand of industry who make laparoscopic instruments. Keeping in mind the need of time and being the first qualified Master Minimal Access Surgeon, he started giving training of Minimal Access Surgery.

Dr. R.K. Mishra's way of providing real laparoscopic training had no parallel in the whole world and that convinced majority of the international organization of minimal access surgery that real laparoscopic training to young and practicing surgeons is possible if like-minded people join hands and work towards achieving this goal. According to Dr. Mishra if you have to make the community of Minimal Access Surgeon then catch them young. Due to his dedication World Laparoscopy Hospital is center of excellence in minimal access surgery.





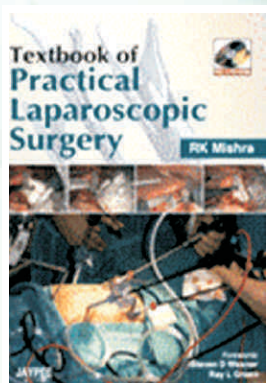
Prof. Mishra has published several articles in different journals. His surgery articles are:

- Optimum Shadow-Casting Illumination for Endoscopic Task Performance
- Laparoscopic Versus Open Appendectomy for the Treatment of Acute Appendicitis
- Role of Robotic Surgery in the Treatment of Mirizzi Syndrome
- Changing role of laparoscopy in the management of patients with cirrhosis
- Initial clinical experience using a novel laparoscopy assistant
- Comparison of Human Camera Holder with PMAT Camera Holder
- Scarless Cholecystectomy with Standard Laparoscopic Instruments in Selected Patients
- Human Fibrin Glue in Laparoscopic Inguinal Hernia Repair: An Alternative to Invasive Mesh Fixation: A Review of Literature
- Single-Port Laparoscopic Placement of Peritoneal Dialysis Catheter
- Different Port Closure Techniques in Laparoscopy Surgery
- Immunological Response of Post cholecystectomy: Single Incision Laparoscopic Surgery (SILS) vs. Natural Orifice Transluminal Endoscopic Surgery (NOTES).
- The Camera-holding Robotic Device in Laparoscopy Surgery
- Tissue Glue in Laparoscopic Inguinal Hernia Repair: A Retrospective Comparative Analysis.
- Different Techniques of Tissue Retrieval from Abdominal Cavity during Minimal Access Surgery
- Differences between Thunderbeat, LigaSure and Harmonic Scalpel Energy System in Minimally Invasive Surgery
- Comparing Extracorporeal Knots in Laparoscopy using Knot and Loop Securities
- Comparing Task Performance and Comfort during Nonpulmonary Video-assisted Thoracic Surgery Procedures Between the Application of the Baseball Diamond Concept
- Which Endoscopic way is true to predict the tubal Patency Test of Infertile Patient - Trans abdominal or Transvaginal
- Is there an ideal port position for laparoscopic urological procedures

Prof. Mishra is a prolific author who has published his research findings in journal articles, abstracts, textbooks, book chapters, and in editorials. In addition to publishing his own research, he is much in demand as an editor for scientific publications. Prof. Mishra is Editor - in - Chief of World Journal of Laparoscopic Surgery, an international peer reviewed publication of minimal access surgery. His dozens of article published in various laparoscopic journals all over world including of the recent article published in Annals of Surgery, Surgical Endoscopy, Current Medical Journal of India, Journal of Minimal Access Surgery of India and World Journal of Laparoscopic Surgery. His recent article about Complications of Laparoscopic Surgery has brought to light many errors commonly overlooked during surgery. The World Journal of Laparoscopic Surgery now appears in a combined print / online format and one of the most popular laparoscopic journal of world. The World Journal of Laparoscopic Surgery is available online at www.worldjls.org It is dedicated to publishing worthy scientific and clinical articles and informing issues significant to the surgical profession. The popularity of World Journal of Laparoscopic Surgery can be imagined that at present there are 5000 subscriber of this journal from ever corner of the world. Reflecting on the activities of World Association of Laparoscopic Surgeons, surgeons and gynecologists of all over World are privileged to experience in the past from this excellent journal of World Association of Laparoscopic Surgeons. Throughout his career Dr. Mishra has also contributed to numerous chapters in undergraduate and postgraduate books and published over forty original articles in major peer review journals.




Prof. Mishra is author of many of the best-seller books in Laparoscopy and the most popular is **Text Book of Practical Laparoscopic Surgery**. This book is now available in its 3rd edition and globally with the ISSN (International Standard Book Number 81-8448-241-8. This book is published by World's leading Medical Publisher McGraw-Hill Education - Europe. This is best-seller book of laparoscopic surgery in more than 52 countries. This handsome book in laparoscopic surgery, gives a full description of all tricks and tips in performing a variety laparoscopic procedures. This book contain all colored plastic finish 602 Pages, 1500 color Illustrations. Four DVD's with 20 Power point's and 206 laparoscopic Videos are with this book. This book provides an invaluable study aid for all general surgeons, pediatric surgeon and gynecologists who wants to learn art and science of laparoscopic surgery. Concisely written overviews of each topic covered on the minimal access surgery combined with the illustration and videos with a new and innovative approach is surprising.



Textbook of Laparoscopic Surgery is translated in many languages. Prof. Mishra who mentors surgeons and Gynecologists from across the globe has received Spanish Golden Eagle award from The Republican Society of Spain for his Textbook of Laparoscopic Surgery now published in Spanish Language. The Foreword of this book is written by world leader of laparoscopic surgery Prof. Steven D. Wexner (USA), past president of SAGES and by Dr. Ray L. Green President of World Association of Laparoscopic Surgeons, USA. The Publisher of book of first edition was Jaypee Brothers Pvt. Ltd. and international publisher of third edition of this book is McGraw-Hill. This book is one of the best-seller book available in laparoscopic surgery through America's largest online book seller AMAZON. Mishra Knot was published in World Journal of Laparoscopic Surgery in 2007 and since then hundreds of surgeon all over world is using Mishra's Knot.



His book **Mastering Laparoscopic Suturing and Knotting** is available globally with the ISSN (International Standard Book Number 81-8448-562-X. This book is also published by India's leading Medical Publisher Jaypee Brothers Medical Publishers (P) Ltd. This is best-seller book of laparoscopic suturing and knotting techniques and is available in more than 96 countries worldwide. Laparoscopic Intra corporeal and Extra corporeal knot tying in minimal access surgery is an advanced skill. Mastering this skill is a difficult process with a long learning curve under the supervision of expert laparoscopic surgeon. Intra corporeal as well as extracorporeal suturing and knotting is essential to advanced laparoscopy and is a rate-limiting step in many procedures. This book is supplemented by very high quality DVD which shows all the important clinical aspect of laparoscopic knotting and suturing in video. After watching this video and carefully going through the text of principle of laparoscopic suturing and knotting, every surgeon will realize how much easy it is to tie with keeping all the principles in mind.



Another popular book of Prof. Mishra is **"Laparoscopic Hernia Repair"**. This book provides information that will be extremely useful in the performance of routine and advanced laparoscopic hernia surgery, as well as when particular situations or difficult moments are encountered during minimal access surgical hernia repair procedures in day to day clinical practice. All types of hernia (TEP, TAPP, Diaphragmatic and Hiatus hernia) is described in this book. This book of laparoscopic hernia repair is complete in all respects. It will give the perfect understanding of the

laparoscopic hernia surgery to the practicing surgeons, proper solutions of technical difficulties and above all confidence to face the complication. Unique chapter on hernia surgery with the help of fibrin glue and da Vinci



robotic hernia Surgery is included which has comprehensive coverage on da Vinci surgical Systems, Robot control, and Robot applications in cases of advanced surgery. Extensively illustrated with high resolution photographs which are self-explanatory and greatly enhance the understanding of various techniques of laparoscopic hernia surgery. This book is very useful for any laparoscopic surgeon who wants to perform hernia surgery with confidence. Two DVD's with many Power point's and laparoscopic hernia surgery videos are with this book.

Another great production of Dr. Mishra is Jaypee's Video Atlas of Laparoscopic Surgery in three volumes. Set I contains Jaypee's Video Atlas of Laparoscopic Surgery (Essential Surgery for Surgeons, Gynecologists, Pediatric Surgeons and Urologists) Many hundreds of surgeon and gynecologists have now already benefited from almost two hundred hours of detailed study and original teaching material on DVD / video. Prof. Mishra's personal and easy-to-follow step by step style makes this probably the most effective laparoscopic teaching method available as high quality video DVD. DVD Album I contain all the Essential skills of Minimal Access Surgery. Laparoscopic Live Lecture with detail step wise presentation by Power point's, Video Demonstration of real laparoscopic surgery and Case Presentation of complications, indications and contra indications of all minimal access surgical procedures on 36 High quality DVD's Volumes.



The Volume 1 is Essential for both surgeon and gynecologist. Volume 2 is dedicated for General Surgery and Volume 3 is dedicated for gynecologists who want to learn laparoscopic surgery in depth. In that DVD there is recorded golden live lectures, video demonstration, case presentation and demonstration of operative technique with high quality videos of world's one of the most talented Professor of Minimal Access Surgery and made it available for you on a set of 36 DVD's. The live recording of Laparoscopic Lecture/Demonstration and Video presentation is available in three volumes.

Jaypee's Video Atlas of Laparoscopic Surgery in three volume Set II contains Jaypee's Video Atlas of Laparoscopic Surgery for general surgeon, Pediatric Surgeon and Urologist. The content of this video atlas comprises of all the analytical and technical information that would teach a Fellowship and Diploma Candidate of Laparoscopic Surgery at World Laparoscopy Hospital, over a period during surgical residency program. It is not presented in a referenced didactic form. Rather the style is a more personal explanation of the thought process and surgical principle that Dr. Mishra uses in his day to day practice. After viewing the videos, one will quickly note the commitment to make this album highly scientific. The clean atlas format and videos are in Power Point form with its numerous illustrations and figures with citations in systematic step by- step manner. The high quality video was deliberate choice of a concession to the busy surgeons and gynecologists and it is highly acclaimed by the scholars of minimal access surgery. The DVD with its introductory "booklet" will allow readers and viewers to go directly to that part of the operative technique that interests them.



In DVD set III of Jaypee's Video Atlas of Laparoscopic Surgery, Prof. Mishra has attempted to present all major laparoscopic procedures in Gynecological specialty including Hysteroscopy and urogynecology. Some of the less frequently performed laparoscopic procedures are not illustrated owing to the lack of material or space. In



In addition to the commonly performed major minimal access surgical procedures, Prof. Mishra has also illustrated many advanced procedures currently performed only at specialized centers throughout the world. He has tried to highlight important technical points for each step of the procedures in order to steer the reader away from potential complications. Prof Mishra has attempted to design this video album in a high-quality, comprehensive Atlas and hope that the reader appreciates its distinctiveness and merit. These Video atlas has been designed for the purpose of providing a detailed overview of the major procedures performed by the minimal access surgeons including surgeon, gynecologist, pediatric surgeon and urologist, using full color video DVD of live surgical footage with spoken commentary. Creating the basis of this video atlas exclusively from actual surgical procedures, offers the reader a advantage point similar to that seen by the operating surgeon.

He has presented his scientific findings in society papers and exhibits at professional national and international meetings. Prof. Mishra is one of the very first surgeons who has started NOTES (Natural Orifices Trans Luminal Endoscopic Surgery) in India. He is the member of European Association of Transluminal Surgery. He was the invited faculty during India's largest conference on NOTES, PSG Surgeon 2008 which was organized by PSG hospital at Coimbatore. The reputation of World Laparoscopy Hospital places this unique institute among the top laparoscopic training facilities in the world to start Fellowship course in da Vinci Robotic Surgery and Single Incision Laparoscopic Surgery.



Prof. Mishra has started first time in the history of UAE, 10 days fully recognized Laparoscopic Training course with 70 hours CME recognized by Department of Health and medical services Government of Dubai and European Union of Medical Specialists. He is also faculty of Ethicon Institute Of Surgical Education, New Delhi. He is the visiting faculty and Honorary Professor of many leading institution of the world like Iranian Medical University, Tehran, Iran, King Abdulaziz Medical City, Jeddah, Kingdom of Saudi Arabia, Iranian Hospital, Dubai; Aljela Hospital, Tripoli, Libya, Gulu Independent Hospital, University of Gulu, Uganda. King and Edward Hospital, Kenya, Istanbul Goztepe Education and research hospital, Istanbul, Turkey .Prof. Mishra has been an invited faculty at over 200 local, National and International meetings and has been actively involved in teaching Minimal Access surgery techniques to other surgeons both in the India and abroad since 2001.

Dr. R.K. Mishra is recipient of hundreds of awards. He is recipient of Super Idol award for his achievement which will truly inspire others at life with an appreciative paradigm. The award of Super Idol adheres to a unique process of selection where the Network18 Editorial Board drawn from the editorial masterminds of CNN-IBN, IBN7, IBN-Lokmat deliberate to icons, keeping in mind their sterling contribution to humanity. Dr RK Mishra, has been named the recipient of the Global Laparoscopic Trainer award, an annual international award that recognizes one surgeon in the world whose career exemplifies the outstanding performance in Minimal Access Surgery. As an innovative surgeon and researcher this award and prize of Gold medal was given to Prof.Dr. R. K. Mishra He is also recipient of Global Medical Education Award by vice-chancellors of eight apex universities during National Open and Distance Education Summit 2007 in the presence of Honorable Shri P.R. Kyndiah, Union Minister for Tribal Affairs, Government of India. Dr RK Mishra has received Lord Ashdown Award in 2001, while pursuing his Master Degree in Minimal Access Surgery from Ninewells Hospital and Medical School, University of Dundee. Prof. Mishra who mentors surgeons has received Spanish Golden Eagle award from The Republican Society of Spain for his Textbook

of Laparoscopic Surgery. He is recipient of Lord Ashdown award for his valuable teaching contribution in the field of Minimal Access Surgery. For his dedicated service in the field of laparoscopic surgery LIONS CLUB Annamamalai Nagar has honored Prof. Mishra with "THE LIFE TIME ACHIEVEMENT AWARD and BEST DOCTOR AWARD." For his outstanding work for the underprivileged section of society and extraordinary efforts in promoting the health needs of the India, Dr. Mishra has received Purvanchal Gaurav Award by Prvanchal Ekta Manch, New Delhi.

Prof. Mishra was the organizing secretary of four International conferences on recent advances in minimal access surgery organized by World Association of Laparoscopic Surgeons. He is a highly-esteemed and respected professional in this field, and his advances in this discipline have benefitted an incalculable number of people. All his international conference on Minimal Access Surgery was approved by ministry of health and family welfare, Government of India and financially supported by medical council of India. More than five hundred delegates from 65 countries were present in these international conferences. These International conferences were unique in whole world because it was covering seven subspecialty of Laparoscopic Surgery from all across the globe.

Prof. Mishra's is expert in software programming. He has in depth knowledge of Visual Basics, C++, HTML, Dot NET, SQL database systems, PHP and Java. Prof Mishra has developed a unique Laparoscopic Prescription writing software and it is so easy to learn and use that any qualified surgeon or gynecologist can quickly be able to generate legible patient consent, Postoperative note, discharge card and medication prescriptions by only few clicks. This software can generate Laparoscopic Prescriptions with as few as three keystrokes. Most of the O. T. Note, postoperative general advice, dietary advice and medications with life style interaction will be pre-defined, with the ability to add on-the-fly. In this outstanding software developed by Prof.Mishra. Prescription Renewals can be quickly generated from previous prescriptions or from previously prescribed medications. Status of patient preoperative and postoperative tests are automatically available. The Drug Integration and Safety of Drugs are also automatically decided by this unique software. This software is one of the best-seller and present in almost all the famous medical library of the world. This software indicates which laparoscopic management recommendations are supported by clinical evidence, so you can implement them with total confidence.

Dr. Mishra lives in Gurgaon, India with his two sons, one daughter, and his lovely wife Sadhana. Tenacious, hardworking, and completely devoted, Dr. Mishra life work has been to practice, research, study, and drive innovation and excellence in his chosen field of Minimal Access Surgery and Laparoscopy. He has hobby of driving and at present he is President of Rolls Royce Indian Owners Club. He is musician also and has a great passion to play keyboard. He is a good billiard player and he is a member of World Pool-Billiard Association.



Fellowship in Assisted Reproductive Technologies

University Recognized Fellowship Hands-On Training

- Start date** : 7th of Every month
Duration : 1 week
Level : Beginner and Intermediate
Course Fee : ₹ 67,000 for Indian Doctors & 1,700 USD for Overseas Doctors.
Location : Campus, World Laparoscopy Hospital, Full Time

Skill and precision is required for all Assisted Reproductive Technologies. The skill of ART are gained only through in-depth knowledge and experience. World Laparoscopy Hospital impart this knowledge through lectures, actual **Hands-On** training and demonstrations that ensure proficiency for every aspirant gynecologists at the end of course. Hands-On Fellowship Course for the interested Gynecologist and Embryologist. The main objectives of this programme is to update the scientific background and to promote the clinical and the technical skills of the gynecologist in assisted reproductive technology. Special arrangements of the timings is done for the candidates who are already taking the Fellowship or Diploma course and laparoscopic training at World Laparoscopy Hospital. The skill of IVF is achieved by successive sessions of lectures and hands-on training under expert supervision.

COURSE DESCRIPTION

Established in 2001 and one of the most popular institute of minimal access surgery training and being premier institute in the India, the course, in association with TGO University, uniquely provides theoretical and practical training in all aspects of human assisted conception including embryology, andrology, micromanipulation, endocrinology, cryobiology and infertility. Provision of course material and training is by expert who is highly active within speciality.

World Laparoscopy Hospital is world leader to offer the most advanced and globally competitive training in the field of Assisted Reproductive Technology. Courses of ART training at World Laparoscopy Hospital can be catered to individual needs.

COURSE DIRECTOR



Dr. Sarita Sukhija

MBBS, MD (Obs and Gyn)

Senior Consultant , IVF Specialist and Gynae Endoscopy

Fellow Reproductive medicine, Cleveland clinic, USA

Fellow , Gynae endoscopy and reproductive medicine, Germany



Objectives of the IVF Training Course

- To understand the basic knowledge of assisted reproductive technology.
- To be able to explain to patients and their families regarding the different aspect of assisted reproductive technology.
- To enable the candidate to handle the state-of-art equipment, its proper use and care.
- To have the basic skills customized for the candidate to suit their specific needs.
- To know the indications, contraindication, complications of different techniques of ART.
- To have enough skill for starting their own practice of assisted reproductive technology

TOPICS COVERED

- Basics of female neuroendocrine system, Understanding the hormones, Ovarian reserve.
- Basics of infertility, Male infertility, History taking & investigations.
- Ovulation induction in IUI, Secrets to success of IUI, Myths on IUI.
- Semen analysis equipments /media, Semen preparation techniques, Hands on semen preparation.
- Monitoring of stimulated cycles, TVS in infertility, USG hands on.
- Agonists, Antagonists, Protocols for IVF cycles.
- Ovum pick up, Equipments, Practical.
- Embryo transfer, Lecture, Practical.
- IVF/ICSI /Vitrification, Gametes handling /Media, Lab equipments /maintenance.
- Special conditions, Poor Responders, PCOS, Endometriosis.

Topics Covered During IVF Training

- Introduction to In vitro fertilisation (IVF).
- Ultrasound folliculometry, urinary LH surge detection.
- Investigation and management of infertility.
- IUI, (AIH).
- IUI (Donor insemination).
- Hands on semen analysis, semen washing, sperm freezing.
- Hands On Semen Preparation for intrauterine insemination (IUI).
- Tests for Ovarian reserve.
- Different stimulation protocol and monitoring of controlled ovarian hyperstimulation.
- Prevention of OHSS and its management.
- Approaches to ovarian stimulation in PCO patients.
- Role of Assisted reproductive technology (ART) in endometriosis.
- Hands On Egg pick up, its protocol and trouble shoots.
- Hands on culture dish preparation.
- Gamete handling and insemination in embryology lab.
- Hands on catheter loading of embryos and transfer using non gamete cells. Luteal support.
- Protocols for thaw embryo transfer

Course Fees

Course Fees of Fellowship in Assisted Reproductive Technologies is 1700 USD for Overseas candidate and 70,000 Rupees for Indian Candidates.

Please note that living expenses (Food, Travel, Stationary, and Laundry etc.) are not covered in the course fee. There is no extra charge to utilize hospital resources like internet, IVF instruments, O.T. Dress, Library, Videos, CDs.

Certification

At the end of the programme, candidate will receive Certificate of Fellowship in Assisted Reproductive Technologies

For pleasant memorable stay of trainee of Fellowship in Assisted Reproductive Technologies we have hostel accommodation available at very nominal cost. Gurugram is one of the most expensive cities in India. DLF phase 2 is one of the most expensive in Gurugram. Keeping the comfort and security of doctors in mind we have subsidized Doctor's Hostel. It is 3 Star facility where you will feel valued and cared from the moment you arrive even alone or with your spouse or family. Please note that accommodation is reserved on first come first served basis and it is advised to reserve your room prior to arrival. In case you want very economical budget accommodation we can arrange it for you.

FREQUENTLY ASKED QUESTIONS

Although **WORLD LAPAROSCOPY HOSPITAL is known worldwide for providing the best training courses, it is important to explain why our centre is best.**

Q. Why **WORLD LAPAROSCOPY HOSPITAL** Training Programme?

1. Lord Ashdown Award for Best Laparoscopic Training Institute of the World.
2. Within 17 year more than 8,000 surgeons and gynaecologists from almost all the countries of the world have been successfully trained.
3. Basic concepts behind laparoscopic surgery is emphasized together with **ADVANCED** specialized laparoscopic procedures are also covered according to preference of participants.
4. Live demonstration in operation theatre together with maximum "Hands On" exposure in well equipped laparoscopic Lab. Regular courses every month from the first of month.
5. No need to attend two or three day's course for separate surgery as offered by other institutes.
6. Certificate internationally accredited by World Association of Laparoscopic Surgeons (WALS) ®.
7. Course Endorsed by Society of American Gastrointestinal Endoscopic Surgeons.
8. The CME accreditation is given 6 hour per day. This accreditation is valid throughout the world.
9. Training directed by super specialist Laparoscopic Surgeon qualified Master in Minimal Access Surgery from **NINEWELLS HOSPITAL AND MEDICAL SCHOOL, UNITED KINGDOM.**
10. Only institute in the world which is autonomous and training content is not influenced by any advertiser, sponsor, laparoscopic companies, laparoscopic product offering, or third party.
11. Minimum Fee Structure (Subsidized by WALS) ® as compared to any other internationally accredited institute of the world.
12. Free study material worth 20,000 rupees including Video CDs and Comprehensive Text Book of Laparoscopic Surgery for Surgeons and Gynaecologists.
13. Largest Collection of High resolution Free Laparoscopic Videos available on the website for Alumni
14. Our website www.laparoscopyhospital.com is recommended as one of the best laparoscopic educational resources by Royal College of Surgeons, Edinburgh, U.K.
15. Our only competitor in world is IRCAD France which gives training only for 5 days in auditorium and lab. You cannot even see the face of real operation theatre. The fee for just this 5 days dummy training in France is 5000 €(Euro) without any study material and without any post training support. Our training is for 28 days "Full Hands On" with Fellowship and diploma. One year post training support and access to our private member area of website to download unlimited Laparoscopic videos, picture and article free of cost.
16. Only Institute in the World provide real Hands On Robotic Surgery Training.

REGISTRATION FOR COURSE

PAYMENT OPTIONS

THERE ARE THREE METHODS OF PAYMENT:

(1) **PAYMENT BY CREDIT CARD**

Our Payment Gateway is on secured server has 128 bit security and CVM verification of card account. Verified by Visa and Master Card Secure Code security. All major credit cards processed.

(2) **BY PAYMENT DRAFT**

DRAFT SHOULD BE IN FAVOUR OF "LAPAROSCOPY HOSPITAL" PAYABLE AT "GURGAON" AC/NO: 066010200013217, AXIS BANK, UDYOG VIHAR BRANCH, GURGAON

(3) **PAYMENT BY WIRE TRANSFER**

WIRE TRANSFER SHOULD BE IN FAVOUR OF "LAPAROSCOPY HOSPITAL" PAYABLE AT "GURGAON" AC/NO: 066010200013217, AXIS BANK, UDYOG VIHAR BRANCH, GURGAON

IFSC CODE: UTIB0001527 (USED FOR RTGS AND NEFT TRANSACTIONS), BRANCH CODE: LAST SIX CHARACTERS OF IFSC CODE REPRESENT BRANCH CODE. MICR CODE: 110211106

ADDRESS OF BANK:

GROUND FLOOR, ENKAY TOWER, VANIJYA NIKUNJ, UDYOG VIHAR PHASE -5,
NH-8, GURGAON - 122016, HARYANA, INDIA

CONTACT NUMBER OF BANK: +91-99998 64448

(4) **PAYMENT BY CASH**

WE PREFER CASH PAYMENT IF IT IS CONVENIENT FOR YOU. THE CASH EITHER YOU CAN PAY IN INDIAN RUPEES, EURO, POUND OR EQUIVALENT US DOLLAR

(5) **PAYMENT BY PAYPAL**

(6) **PAYMENT BY WESTERN UNION MONEY TRANSFER**

IN SOME OF THE COUNTRY THE CREDIT CARD AND WIRE TRANSFER FACILITY IS NOT THERE. IN THIS CASE YOU CAN SEND THE INITIAL ADMISSION FEE BY WESTERN UNION MONEY TRANSFER (www.westernunion.com/globalportal.asp).

PLEASE SEND BY THE NAME OF "SADHANA MISHRA" IF YOU ARE USING WESTERN UNION

ACCOMMODATION IN PACIFIC HOTEL

For pleasant memorable stay of trainee doctors we have hostel accommodation available at very nominal cost. Gurgaon is one of the most expensive cities in India. Finding the right accommodation is very important for international doctors who come for "Hands On" Laparoscopic Training. Keeping the comfort and security of doctors in mind we have subsidized Doctor's Hostel. It is 3 Star facilities where you will feel valued and cared from the moment you arrive even alone or with your spouse or family. Please note that accommodation is reserved on first come first served basis and it is advised to reserve your room prior to arrival.

FACILITIES

- Dedicated for Doctors of World Laparoscopy Hospital
- Free Morning Tea, Breakfast and News Paper in room
- 24 hours In-Room Dining is an experience within the comfort and convenience of the guest room or suite
- Special Female waitress to attend female doctors and doctors who come with family
- Certified Islamic Halal Food is also available for Muslim Doctors
- Air-conditioning with individual temperature control
- Guest Lift to all floor including banquet and Restaurant
- Wooden flooring furnished with sofas
- Electronic safe and door locks
- Cupboard, luggage stand and attached changing room
- Dial telephone international call facility
- Executive work desk and study table
- 32" LCD HD TV
- 24 hour Hi-speed Wi-Fi internet access
- Well stocked mini-bar with freeze
- Tea/coffee maker
- Hair dryer
- Mineral water replenished on a daily basis
- Premium boutique toiletries and Deluxe Washroom with 24 hour hot and cold water
- Super Deluxe rooms are spacious with king size bed or twin beds
- Suite has two rooms with an area of 635 Sq. Ft. with balconies, drawing room.
- Doctors can do their own Laundry or can also avail the paid laundry service available in the hostel premises
- Pacific Lounge: - Beautifully designed Lounge with seating arrangement for 30 People where Tea, Coffee, Hard & Soft Beverages & Snacks can be served
- Continuous shuttle service facility to World Laparoscopy Hospital
- Pickup and drop from Delhi International Airport
- Safe & secure environment - 24 hours night vision CCTV surveillance of entry / exit & corridors (with recording)
- UPS facility with 24 hour Power Backup
- 24 Hour Security guard
- Easy access to Super Markets and Mall

HOTEL TARIFF

Doctor's Hostel of World Laparoscopy Hospital.

Address : Sector -15, Part -II, Gurgaon 122001. NCR Delhi, India.

Super Deluxe Room :

265 Square Feet Area of Room (Tariff 2200 rupees/day) including breakfast.

ACCOMMODATION IN WORLD LAPROSCOPY HOSPITAL





Application For IVF Training

WORLD LAPAROSCOPY HOSPITAL

INTERNATIONALLY RECOGNISED BY WORLD ASSOCIATION OF LAPAROSCOPIC SURGEONS (WALS),
THE SOCIETY OF AMERICAN GASTROINTESTINAL ENDOSCOPIC SURGEONS (SAGES)
AND TGO UNIVERSITY, NEW DELHI, INDIA.

Name :

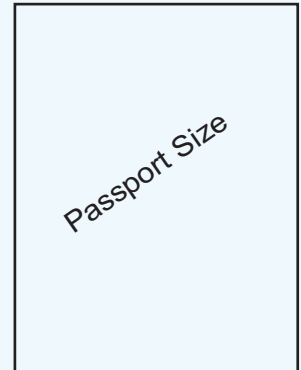
(FIRST Name)

(Middle Name)

(Last Name)

Age : _____ Sex : _____

Address :



Tel. / Fax. No. : _____

E-mail : _____

Educational Qualifications: : _____

SPECIALIZATION : GYNAECOLOGIST SURGEON UROLOGIST

What is your objective of joining this course?

Date of joining the course :

Method of Payment:

_____ (Signature)

WORLD LAPAROSCOPY HOSPITAL

CYBER CITY, DLF PHASE-II, GURGAON, INDIA

Phone: +91(0)1242351555 Mobile: +91(0)9811416838, 9999677788 | E-mail: contact@laparoscopyhospital.com

For more detail please contact:

WORLD LAPAROSCOPY HOSPITAL

Cyber City, DLF Phase II, Gurgaon, NCR Delhi, 122 002, India

PHONES: For Training: +91(0)9811416838, 9999677788

For Treatment: +91(0)9811912768

For General Enquiry: +91(0)124 - 2351555

Email: contact@laparoscopyhospital.com

Web: www.laparoscopyhospital.com